



# STRAIN GAGES – C2A-Series

PRODUCT SHEET



## Cabled Strain Gages for General-Purpose Applications

### FEATURES

- Pre-attached cables for faster, easier gage installations
- Linear, shear, Tee- and rectangular-rosette patterns with polyimide encapsulation
- Low-cost alternative for test temperature to +180 °F [+80 °C]

**INTERTECHNOLOGY**

[www.intertechnology.com](http://www.intertechnology.com)

INC

Tel.: 1-800-465-1600 Tel.: 416-445-5500



## Cabled Strain Gages For General-Purpose Applications

### FEATURES

- Pre-attached cables for faster, easier gage installations
- Linear, shear, Tee- and rectangular-rosette patterns with polyimide encapsulation
- Low cost alternative for test temperatures to +180 °F [+80 °C]

### DESCRIPTION

Vishay Micro-Measurements C2A-Series strain gages are designed to save you time and money. The skill level necessary to make dependable installations is greatly reduced by the pre-attached cables. Further, installations of gages are simplified in difficult locations on components or in the field.

### SPECIFICATIONS









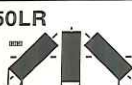
**Carrier Matrix:** The "C2" matrix provides an encapsulated gage with pre-attached cables on a thin, high-performance laminated polyimide film backing.

**Cables:** Stranded 30-AWG tinned-copper wire, 3-conductor flat cable with vinyl insulation. Transition between gage and cable of 25 mm 34-AWG wires with enamel insulation and +430 °F [+220 °C] lead-free solder. Standard cable length of 3 M [9.8 ft], but other lengths are available upon request.

**Temperature Range:** -60 °F to +180 °F [-50 °C to +80 °C]

**Strain Range:** ±3%

**Fatigue Life:** 10<sup>5</sup> cycles at ±1700 microstrain  
10<sup>6</sup> cycles at ±1500 microstrain

GAGE LISTINGS						
GAGE PATTERN Shown at 1X.	GAGE LENGTH in [mm]	OVERALL LENGTH in [mm]	GRID WIDTH in [mm]	OVERALL WIDTH in [mm]	GAGE DESIGNATION	RES. IN OHMS
	0.062 [1.52]	0.175 [4.45]	0.050 [1.27]	0.080 [2.03]	C2A-XX-062LW-120 C2A-XX-062LW-350	120 ±0.6% 350 ±0.6%
	Widely used general-purpose linear gage.					
	0.062 [1.52] Each Section	0.214 [5.44] Complete Pattern	0.050 [1.27] Each Section	0.215 [5.46] Complete Pattern	C2A-XX-062LV-120	120 ±0.6%
	Two-element 90° torque/shear gage.					
	0.062 [1.52] Each Section	0.164 [4.17] Complete Pattern	0.070 [1.78] Each Section	0.170 [4.32] Complete Pattern	C2A-XX-062LT-120 C2A-XX-062LT-350	120 ±0.6% 350 ±0.6%
	General-purpose 90° tee rosette.					
	0.062 [1.52] Each Section	0.185 [4.70] Complete Pattern	0.050 [1.27] Each Section	0.260 [6.60] Complete Pattern	C2A-XX-062LR-120 C2A-XX-062LR-350	120 ±0.6% 350 ±0.6%
	Small 45° rectangular single-plane rosette.					
	0.125 [3.18]	0.238 [8.05]	0.070 [1.78]	0.080 [2.03]	C2A-XX-125LW-120 C2A-XX-125LW-350	120 ±0.6% 350 ±0.6%
	Widely used general-purpose linear gage.					
	0.125 [3.18] Each Section	0.243 [6.17] Complete Pattern	0.150 [3.81] Each Section	0.340 [8.64] Complete Pattern	C2A-XX-125LT-120 C2A-XX-125LT-350	120 ±0.6% 350 ±0.6%
	General-purpose 90° tee rosette.					
	0.125 [3.18] Each Section	0.245 [6.22] Complete Pattern	0.070 [1.78] Each Section	0.415 [10.54] Complete Pattern	C2A-XX-125LR-120 C2A-XX-125LR-350	120 ±0.6% 350 ±0.6%
	General-purpose 45° rectangular single-plane rosette.					
	0.250 [6.35]	0.363 [9.22]	0.100 [2.54]	0.100 [2.54]	C2A-XX-250LW-120 C2A-XX-250LW-350	120 ±0.6% 350 ±0.6%
	Widely used general-purpose linear gage.					
	0.250 [6.35] Each Section	0.373 [9.47] Complete Pattern	0.100 [2.54] Each Section	0.655 [16.64] Complete Pattern	C2A-XX-250LR-120 C2A-XX-250LR-350	120 ±0.6% 350 ±0.6%
	General-purpose 45° rectangular single-plane rosette.					

Revision 28-Jul-04